



**It all started
in the back
shed**





Built to last



Garages. Car. Boat. Wallet. All covered.

Gable.
Heritage.
Dutch Gable.

Whether it's a car, a boat, the workshop or for storage, Olympic Industries garages are versatile and fit for a wide range of purposes.

Regardless of the size, the colour or the style, our garage designs allow the flexibility to adapt and suit the space you have available and the style of your home.





A great garage makes all the difference.

Like all investments, the right garage can have a massive impact on your lifestyle. It can add value to your home, protect that classic car you'll get around to fixing up one day, or provide some undercover storage space that makes life just that little bit simpler. A large range of customisable extras mean your options are endless.

Olympic Industries garages, like all our products, are manufactured by us in South Australia using our superior engineering designs and high-quality Australian steel. Whether it's in the suburbs or the country, our products are built to last. We figure if they are strong enough for the harsh Australian country, they are strong enough for the suburbs.


It means you get a quality garage with factory direct pricing.




Customise your garage to suit your needs.




Dutch Gable




Gable



Sliding Door



Roller Door*



Panel Lift Door*
*(automated optional extra)



**OLYMPIC
ADVANTAGE**

EXTENSIVE
COLOUR
RANGE

20 YEAR
STRUCTURAL
WARRANTY

STANDARD
SIZES
ALWAYS
STOCKED

COUNCIL
APPROVAL
ASSISTANCE

ALL SHEDS
ARE BUILT
TO LAST

built to last



Like many Australians, we love the great outdoors. There's not a lot that's better than a barbecue with friends and family on a summer's day. Our verandahs allow you to enjoy what you love, longer.

C-SECTION
Carports &
Verandahs.
Entertain
without
the rain.





Structure Types



Dutch Gable

Large frame sizes allow for spans to 6m optimising column spacing to 9m.



Flat Roof

Whether attached or freestanding, a Flat Roof patio or verandah (with minimal fall) is cost-effective in its design and can be combined with various roofing and guttering profiles.



Skillion

A Skillion Roof is similar to a Flat Roof, but with an attractive and modern slope, plus the benefit of allowing light to filter in.



Gable End

Large frame sizes allow for spans to 6m optimising column spacing to 9m. Add infills to your Gable End design for a unique custom look.

Roof Pitches



Roof Options



Corrugated



Rib Roof



Hi Deck



Uniclاد

Colours

All Colorbond colours subject to roof profile.

Colorbond®

Accessories

Some accessories may not be suitable for every project design. Please check with your building consultant.



Skylight



Gable Infills



Finials

built to last



BOX BEAM
Carports &
Verandahs.
Essential for
your lifestyle.





Structure Types



Dutch Gable

Large portal beams allow for opening widths larger than 10m without the need to add internal columns.



Flat Roof

Whether attached or freestanding, a Flat Roof patio or verandah (with minimal fall) is cost-effective in its design and can be combined with various roofing and guttering profiles.



Skillion

A Skillion Roof is similar to a Flat Roof, but with an attractive and modern slope, plus the benefit of allowing light to filter in.



Curved Roof

This contemporary addition to the range provides a clean and sweeping modern look.



Freespan

Available as a single gable or combined with flat roof sections, this clear, uncluttered design features no internal roof purlins.



Hip Roof

Engineered for strength, the Hip Roof complements most house styles and is equally at home in contemporary or traditional settings.



Gable End

Gable Ends are a popular choice for most verandahs, carports and patios. Add infills to your Gable End design for a unique custom look.



Cantilever

The modern Cantilever design allows for additional usable space, especially great for entertaining areas and walkways.



Beam Sizes

• 65 x 65 • 108 x 65 • 158 x 65 • 208 x 65

Note: Beam measurements in mm. Not all beams may be suitable for all applications.

Roof Pitches



Roof Options



Colours

Please refer to the back of this brochure or check with your Olympic Industries building consultant.

Colorbond®

Accessories

Some accessories may not be suitable for every project design. Please check with your Olympic Industries building consultant.



Fan Bracket



Skylight



Downlight Flashing



Gable Infills



Slats

built to last





**Ambitions
held up by
beams**



Lined Garages. Extra space.

Need extra space? The answer is an Olympic Industries designed lined garage, a great addition to your home and property. Add external cladding to your lined garage, giving it a fresh new look whilst adding value to your home and improving your lifestyle.





**OLYMPIC
ADVANTAGE**

EXTENSIVE
COLOUR
RANGE

20 YEAR
STRUCTURAL
WARRANTY

STANDARD
SIZES
ALWAYS
STOCKED

COUNCIL
APPROVAL
ASSISTANCE

ALL SHEDS
ARE BUILT
TO LAST



built to last



GARDEN & TOOL SHEDS

**Garden &
Tools Sheds.**
Won't break.
Our shed,
your budget.




— OLYMPIC INDUSTRIES —
**DO IT
YOURSELF**


DIY



Customise your shed to suit your needs.



DOORS



WINDOWS –
aluminium or
louvre



SKYLIGHTS

Olympic Industries manufacture a wide range of garden & tool sheds to fit any backyard. They are the toughest garden and tool sheds in Australia!



**Choose
your fence.
Easy DIY
installation.**

Need a new fence? We can help. Post and rail or double sided neighbour friendly fencing is available in zinc or modern colours - along with any fittings, cappings and gates required. Fancy yourself handy? Our fencing is provided in an easy kit for DIY installation.



built to last



**Rural.
Livestock to
livelihood.
We'll look
after you.**

Our sheds come in all shapes and sizes – and sometimes they need to fit something much larger than a wheelbarrow! Our rural sheds are large enough and strong enough to resist the harsh Australian climates, while protecting machinery, heavy vehicles, livestock and livelihoods.





RURAL

Need A Big Shed?

Machinery Sheds, Hay Sheds, Wool Sheds, Vehicle Sheds, Workshops.



**OLYMPIC
ADVANTAGE**

SPANS
TO 24
METRES

20 YEAR
STRUCTURAL
WARRANTY

AVAILABLE
UP TO 6M
HIGH

STANDARD
SIZES
ALWAYS
STOCKED

EXTENSIVE
COLOUR
RANGE



built to last





**A space for
pursuits &
passions**

Industrial. It's our business to protect yours.



Olympic Industries' professional consultants will give you the right advice for your site, providing individual designs and quotes, guidance and assistance with planning approvals.

You get the peace of mind you need, with guaranteed lasting satisfaction and a result that's built to last. Olympic Industries are renowned as leaders in the industrial buildings market.

Whether it's a factory, office, warehouse or just an enormous shed, we can supply the building to suit your needs. Our sheds have housed people, emergency vehicles, racing cars and mountains of stock.



**OLYMPIC
ADVANTAGE**

EXTENSIVE
COLOUR
RANGE

20 YEAR
STRUCTURAL
WARRANTY

STANDARD
SIZES
ALWAYS
STOCKED

COUNCIL
APPROVAL
ASSISTANCE

ALL SHEDS
ARE BUILT
TO LAST



built to last



Just the way you like it.

Select from a range of options to suit your lifestyle.

Auto Door Openers

Perfect for cold, wet evenings or when it's difficult to open the door on your own, the auto door openers come with remotes.

Garaport

Your garage can be further extended with a Garaport addition. This provides open-sided protection for another vehicle.

Doors

A combination of door openings available including roller doors, sliding doors and personal access doors.

Windows

Aluminium and louvre windows available.

Skylights

Let the natural light into your garage.

Insulation

Wall and roof insulation are available across the entire range.

Carrier Beams

Increase your opening with standard 6m, 9m or 12m beams.

Keyed alike and keyed to differ

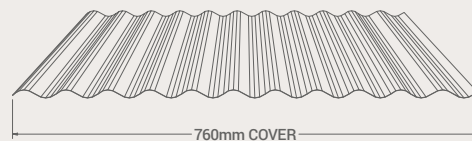
Either one master key system to open multiple locks, or choose to have each lock require its own key.

Spinning Ventilators

Keep the air flowing inside with a range of ventilators to choose from.

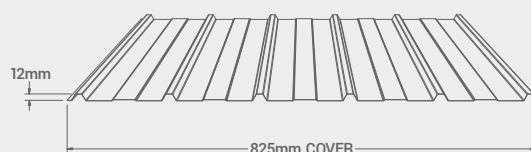
Cladding Profiles

CORRUGATED



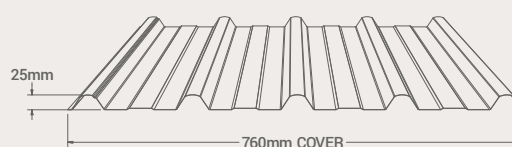
Roof and wall cladding and fencing applications.
Available in zincalume and colorbond.

O.P. PANEL



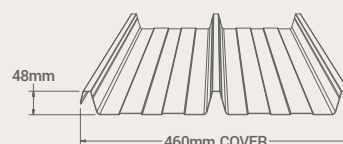
The versatile cladding for wall, ceiling, facade applications.
Available in zincalume and colorbond.

UNICLAD



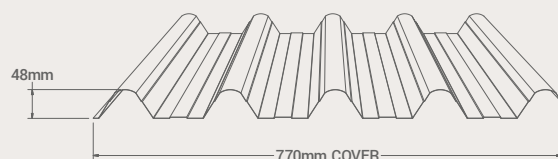
Modern low profile roof and wall cladding and fencing applications.
Available in zincalume and colorbond.

RIB ROOF



For low pitched roofing, carports and verandahs.
Available in zincalume and colorbond.

HI-DECK ROOFING



For low pitched roofing, carports and verandahs.
Available in zincalume and colorbond.



Superior Design and engineering.



OLYMPIC
ADVANTAGE



OLYMPIC
INDUSTRIES

built to last

Competitor

Bolt only fixing

Knee brace connecting
rafter to column

Fiddly, complicated assembly.
Poor structural integrity during
the build until columns are set in
concrete. Knee brace reduces
head room and inhibits
storage space.

Corner column facing
inwards exposing fixings

Excessively visible screws

Fixing of top hat to back of
inward facing columns
encroaches on interior space.

Top hat girts and purlins

Dust and loose items directed
toward inner face of wall
sheets with few flat surfaces.

Mixed fastener connections

Trusses connected
using a ridge plate

Complicated geometry
and assembly. Connections
prone to flexing and movement
after construction.

Olympic

Fully welded, heavy plate
and bolt connection

Fully welded, heavy plate and
bolt connection Jig welded
trusses are bolted directly to
columns. Simple assembly
process with excellent build
stability.

Column sleeve bracing

Column sleeve removes the
need for knee bracing and
provides a solid connection.

C Section girts and purlins.
Flat profile. Smooth look.
Nut and bolt fixings.

Corner column facing
outward

C Section provides a clean
appearance. Fixing screws
and fasteners are less visible.
Column in corner maximises
interior space.

Fully jig welded portal,
A-frames
(span 6.1m and under)

Superior build accuracy.
Excellent built stability with
smooth, clean appearance.
Simple assembly.

Fully jig welded portal plate
(over 6.1m span)

Plates welded to end of rafters
which are bolted together on
site keeping member sizes to
manageable size while still
providing strength.

20Y STRUCTURAL
WARRANTY



built to last

Factory direct since 1969.

Over 50 years strong.

Olympic Industries design and construct steel buildings from small garden utility sheds to large industrial buildings. It is a family business based in Adelaide, South Australia and established in 1969. Combining the know-how of architectural designers and the skills of the manufacturer, Olympic Industries continues to be a multi award-winning and leading company in the Australian home improvement market.

Our many awards include the BHP Trophy for the Best Use of Australian Steel and the ANZ Bank Award of Excellence.

Materials - factory direct.

A significant initiative was taken in 1978 when Olympic Industries purchased roll forming machinery and started rolling its own steel sections. The big breakthrough came with the development of the 75C Steel section, which revolutionised garage construction in Australia.

The guarantee of quality offered by Olympic Industries has enabled us to become one of the leading suppliers of steel garages in Australia. We have developed industrial building designs in excess of 20,000 square metres.

The primary supplier of materials is BlueScope Steel and extensive use is made of Colorbond® and Galvaspan® steel in Olympic Industries products and structures.



Colorbond®



**OLYMPIC
ADVANTAGE**

Extras. Enough for anywhere.

Whether it's a garden shed or an industrial building, details matter.
That's why all our customers get the Olympic Advantage.

EXTENSIVE COLOUR RANGE	20 YEAR STRUCTURAL WARRANTY	STANDARD SIZES ALWAYS STOCKED	COUNCIL APPROVAL ASSISTANCE	ALL SHEDS BUILT TO LAST	PREMIUM AUSTRALIAN BLUESCOPE STEEL
PROFESSIONAL DESIGN SERVICE	GABLE HERITAGE FLAT ROOF	WINDOWS	SKYLIGHTS	PROPRIETARY FRAMES PORTALS GIRTS & PURLINS	
SPINNING VENTILATORS	AUTOMATIC DOORS	ROLLER DOORS	SLIDING DOORS	MANY SELECTIONS TO CHOOSE FROM	

This is what installers say...

I've been building Olympic Industries sheds for nearly forty years and can absolutely vouch for their products as being the best in South Australia - and I know many installers would agree! The Olympic Industries product is a solid structure, designed to handle the harsh Australian climate and it looks the most appealing product on the market with a smooth and clean finish. Most importantly, they are the easiest, most effortless, uncomplicated and straightforward sheds to build. This is mainly due to the precise manufacturing and welded components that easily fit together. I can put their shed up almost twice as fast as other competitor's sheds which use complicated loose plates and brackets. The welded components that Olympic Industries use make the shed exceptionally strong!

Colin Jackson
Installer

The right choice.

With experienced engineers and quality structural materials, Olympic Industries have the best structures on the market. We manufacture our own components, so you are buying factory direct, which equals huge savings!

Olympic Industries' design and extensive in-house manufacturing processes assist greatly in providing extremely robust and versatile structures which are the industry benchmark.

Professional installers prefer an Olympic Industries build to any other due to the simplicity, sturdiness and ease of assembly – saving valuable time and money.

Our C-section.

mm	BMT (mm)		
75	C 1.0		
100	C 1.2	C 1.5	C 1.9
150	C 1.5	C 1.9	C 2.4
200	C 1.5	C 1.9	C 2.4
250	C 1.9	C 2.4	C 3.0
300	C 1.9	C 2.4	C 3.0
350	C 2.4	C 3.0	
400	C 2.4		





Colour Selections.

Reflecting Individuality and Taste.



Double-sided high gloss roofing options.

Carports and Verandahs.



The COLORBOND® steel colours shown have been reproduced to represent actual product colours as accurately as possible. However, we recommend checking your chosen colour against an actual sample of the product before specifying as varying light conditions and limitations of the printing process may affect colour tones. COLORBOND®, BlueScope, the BlueScope brand mark and ® colour names are registered trade marks of BlueScope Steel Limited.™ Colour names are trade marks of BlueScope Steel Limited. © 2022 BlueScope Steel Limited ABN 16 000 011 058. All rights reserved.

MOBILE _____ A/H _____

www.olympicindustries.com.au



PARA HILLS WEST - 1233 Main North Road
T (08) 8349 5744

POORAKA - 40 Research Road
T (08) 8262 3144

CLARENCE GARDENS - 929 South Road
T (08) 8297 9884

OLD REYNELLA - 78 Main South Road
T (08) 8381 1099

OPENING HOURS

Monday to Saturday 9am - 5pm

Closed on Sundays and Public Holidays

olympicindustries.com.au